

Highlights:


- null
- 13 AWG (2.5 mm²) thin and dense stranded conductors
- Parallel & separable wires
- Color coded polarity identification
- Copper Clad Aluminium conductors
- null

Product information:

The ALS Series cables are parallel designed loudspeaker cables, based on CCA (Copper Clad Aluminum). This is a technology where an outer sleeve of copper is bonded to a solid aluminum core. The result is a cable with characteristics lying between those of copper cables and bare aluminum cables. It combines the advantages from two sides, such as solderability, lower weight, and lower material cost than bare copper with the higher conductivity and higher strength than pure aluminum. The cable composition is made of 85% aluminum with 15% copper, and is combined with a highly flexible PVC jacket with polarity indication.

Now upgraded with a CPR Euroclass Eca rating, these cables offer improved fire performance, meeting European standards for flame retardancy in fixed installations. This addition ensures greater safety in environments where compliance with building regulations is essential.

More information about CPR compliant cables? [Click here](#)



Certification:



Properties:



Inner Conductors:



Product Features:

Application	null	
Series	null	

Physical Characteristics:

Outer jacket	Material	Flexible PVC 3.6 x 7.4 mm (Ø)
	Colours	Black / Red
Type of cable	2-core loudspeaker cable	
Inner conductor	Material	CCA 80 x 0.2 mm (Ø)
	Section	0.0039 "²
	American Wire Gauge	13 AWG
	Number of conductors	2

Standards & regulations:

RoHS2 compliant	According EU Directive 2011/65/EU
Reach compliant	According EC 1907/2006
Indoor / outdoor	Indoor
CPR Euroclass	null
Flammability test	According EN 60332-1-2


Electrical Characteristics:

Max. conductor	DC resistance	1.12 Ω / 100 m
Dielectric strength	null	
Rated voltage	300 V	


Mechanical Characteristics:

Temperature range	Fixed installation	- 59 °F till + 176 °F
	Mobile installation	- 41 °F till + 176 °F

Cross sections:



Wiring Diagrams:



Variants:

- ALS25-ECA/1 - 100 meter
- ALS25-ECA/3 - 300 meter